

Dr.Max 7000 Series
Professional & Reliable



BenQ Medical Technology Corp.

Headquarter
7FL 46 Zhou-z St., Neihu Dist.,
Taipei 11493, Taiwan

Factory
3F, No. 159, Shan-Ying Road, Gueishan Hsiang,
Taoyuan County 333, Taiwan, R.O.C.
No.7,7-1, Kung 5th Rd., Kung 2nd Industrial Zone,
Linkou Dist., New Taipei City, Taiwan

Tel +886-2-8797-5533
Fax +886-2-8797-5188
www.BenQMedicalTech.com
info@BenQMedicalTech.com



Catalog No. : 7000-V1611, Copyright by BenQ Medical Technology Corp.



Multi-Purpose Electro-hydraulic Surgical Tables

Surgical Table
Surgical Light
Medical Display
Digital OR Solution
Ultrasound System



Heavy Duty & Flexibility Operating Environment



7000 Series Electro-Hydraulic Surgical Table Design

BenQ Corporation is well known as a leader in the global medical industry, with more than 40 years of experience innovating and producing high quality operating tables and lights. The Dr. Max 7000 series, one of the most popular of BenQ's operating tables, has earned an excellent reputation for diversified specifications satisfying the needs of various clinical specialties. The design offers enhanced rigidity and stability to bear heavier patients and meet surgical procedures requiring the manual expertise of a surgeon, in an ergonomic posture.



7000S advantages

Bi-directional longitudinal slide provides extra C-Arm irradiation space during operations in thoracic and abdominal cavities, urology operations, and gynecological operations, providing surgeons with better visibility during operations. The table's angle of elevation can be moved through a wide range of positions, to meet the needs of general and orthopedic operations.


Endoscopy is widely used in operations. The lowest position of a 7000SNR table is 600 mm, which helps surgeons avoid shoulder and neck tiredness. The 30° Trendelenburg/reverse Trendelenburg and 20° lateral tilt are suitable for many thoracic procedures.

The reverse function was added to expand the 7000SR and 7000SNR's field of vision to 1412 mm when horizontally displaced, providing a long space for unobstructed C-Arm imaging. This relieves surgeons from the necessity of adding an extension panel, or adjusting a patient or C-Arm position during an operation.



7000N advantages

The ultra-low (520mm) table position provides a convenient height for surgeons performing seated operations. Table rotation of a complete 180° reduces interference space at the pedestal, allowing sufficient space for a surgeon's legs without compromising C-Arm surgery image quality.



X-Ray Top*

121 mm Kidney bridge*
Manual regulation of the lumbar bridge facilitates convenience during kidney operations.



Adjustable and Removable Gas Spring Leg Sections*

A two piece split design, foldable and detachable leg section, is operated via gas springs. Both of the split leg plates can be detached easily, providing clear and unobstructed perineal access.



Removable Telescopic Traction Device*

Manual Override System*
manual pump option provides a secondary power source as a backup for operations during emergencies.



Foot Control*

Hands free and waterproof operation of the table is possible using the foot control console. Large buttons, easily manipulated with the feet, can move the table through its entire range of orientations, including raising and lowering the table height and back section, Trendelenburg/reverse Trendelenburg, and lateral tilting.

Sliding 350mm
The tabletop can be slid back and forth to improve the perspective for X-rays.

Wireless communication with iQOR
Integrated Operation Room System, allows complete wireless control over the operating table.

SFC Mattress*
An antibacterial conductive decompression mattress protects against bedsores that may occur during a long operation, and facilitates cleaning after an operation



Auxiliary control*
In case of hand control malfunction, an auxiliary control ensures the operating table can still be used.

Base cover and central column are made of 304 stainless steel.

Back-up battery system*
An automatic AC/DC switchover complies with ground clearance conditions.

Four universal castors and electric-hydraulic floor lock system relocate the table efficiently.

Removable power cord
can be secured during operations, ensuring a safer work environment.

Dr. Max 7000 Series
Professional & Reliable

Laparoscopy Surgery

The table slides longitudinally towards the head, providing complete X-ray coverage and accommodating a range of surgical procedures, including Laparotomy, Cholecystectomy, Herniorrhaphy, Breast Procedures, Ophthalmic Surgery, and ENT Procedures. (C-Arm courtesy of Instrumentarium)

- Recommended Accessories :
- Arm Board x 2 pcs with Arm Board Strap x 2 pcs



Rectal Surgery

The table's Knee Rest and Rectal Positioning Support, provide comfort and support for patients in a kneeling position for rectal surgery.

- Recommended Accessories :
- Arm Board x 2 pcs with Arm Board Strap x 2 pcs
 - Rectal Positioning Support x 1 unit
 - Knee Rest x 1 unit with Side Rail Lock x 2 pcs



E.N.T. Surgery

The table reclines into semi-recumbent or chair positions for head-neck and ENT surgery procedures such as Tonsilectomies and Cuff Repair.



Lithotomy Bladder Surgery

The table's configuration of a perineal cutout, lithotomy leg holders, detachment of leg sections, provides excellent access for gynecology and abdominal surgery. Multi-position leg holders can be used to support the patient's legs to stabilize the pelvis.

- Recommended Accessories :
- Arm Board x 2 pcs with Arm Board Strap x 2 pcs
 - Lithotomy Holder x 2 pcs with Side Rail Clamp x 2 pcs



Thoracic, Kidney and Gall Bladder Surgery

A combination of tabletop longitudinal sliding towards the head, lateral flex, and kidney bridge positioning, provides excellent access to surgical sites and easy C-Arm access, including procedures such as Nephrectomy, Ureteral Lithotomy, Total Hip Procedures, Thoracoscopy, Hiatal Hernia Repair, and Lung Reduction Surgery.

- Recommended Accessories :
- Arm Board x 1 pc
 - Raised Arm Rest x 1 pc with Side Rail Clamp x 1 pc
 - Head, Shoulder and Arm Rest for Kidney Operation x 1 unit
 - Knee Rest x 1 unit with Side Rail Lock x 2 pcs



Urology/OB/Gynecology Procedure Surgery

Leg crutches and arm boards provide limb support for the patient, to ensure unobstructed access during Urology, OB, and Gynecology procedures.

- Recommended Accessories :
- Arm Board x 2 pcs with Arm Board Strap x 2 pcs
 - Leg Crutch x 2 pcs with Side Rail Clamp x 2 pcs
 - Urology Drain Tray Set x 1 set
 - Contamination Bucket x 1 set



Knee Arthroscopy Surgery

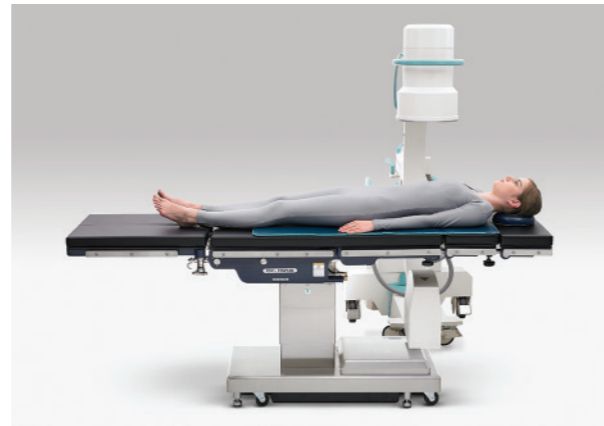
The table's two piece split-design leg section enables one leg to be placed in a hanging position with a leg holder, for arthroscopy or orthopedic surgery.

- Recommended Accessories :
- Arm Board x 2 pcs with Arm Board Strap x 2 pcs
 - Condyle Fixation for Tibia and Fibula x 1 pc with Side Rail Clamp x 1 pc



Cardiovascular/Cardiothoracic

Tabletop longitudinal slide towards the head, extension of the tabletop to its maximum height, and collocation with an optional carbon fiber extension board, together provide excellent upper body visualization for procedures such as Pacers, Groshong Catheter, Hickman Catheter, Mediport Insertion, Vascular Applications, Fem/Pop Bypass, Femoral Angiograms, Femoral Endarterectomies, and pain management.



Spinal Surgery

Placing the patient in a fully prone position allows unrestricted access for the C-Arm in orthograde X-ray examinations of the affected vertebrae. The table's positioning allows for unhindered access for C-Arm, microscopy, and surgical teams during fluoroscopic procedures.

- Recommended Accessories :
- Arm Board x 2 pcs with Arm Board Strap x 2 pcs
 - Assembling Dorsal Operating Pad Set x 1 set or Lordosis Operating Frame x 1 unit

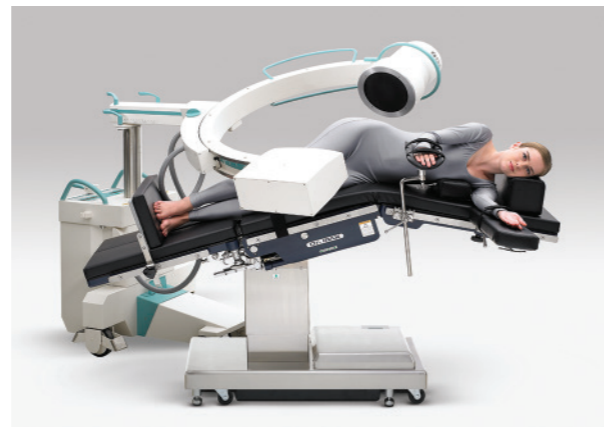


Total Hip Surgery

X-Ray Imaging Total Hip Treatment Surgery

Placing the patient in a comfortable lateral position enables surgical treatment of fractures of the pelvis, hip, and femoral neck. Optional head, shoulder, and arm supports ensure unrestricted use of image intensifiers from the anterior-posterior to the lateral view.

- Recommended Accessories :
- Arm Board x 1 pc with Arm Board Strap x 1 pc
 - Raised Arm Rest x 1 pc with Side Rail Clamp x 1 pc
 - Head, Shoulder & Arm Rest for Lateral Positioning x 1 unit
 - Knee Rest x 1 unit with Side Rail Lock x 2 pcs



Neurosurgery

(7000N) Lowering the table height to 520mm, rotating the tabletop by 180 degrees, and placing the patient in a fully prone position with multi-purpose head support, together allow surgeons to remain seated while performing a number of specialized Neurosurgical procedures, including Craniotomy and Cervical Surgery.

- Recommended Accessories :
- Arm Board x 2 pc with Arm Board Strap x 2 pc
 - General Purpose U-Type Head Rest x 1 pc
 - Restraint Strap x 1 pc



Ophthalmological and Facial/Plastic Surgery

(7000N) Patients can be maneuvered into a fully supine position, with a head rest and arm boards providing support during Sinus Surgery, Ophthalmic Surgery, Stapedectomy, Tympanoplasty, Mastoidectomy, Rhinoplasty, Septoplasty, Caldwell-Luc Procedures, Laryngectomy, Adenoidectomy, and Thyroidectomy.

- Recommended Accessories :
- Arm Board x 2 pc with Arm Board Strap x 2 pc
 - Head Rest with Wrist Support x 1 unit
 - Restraint Strap x 1 pc



Total Shoulder / Arthroscopy Surgery

The table's fully upright back position with Shoulder Surgery module, provides excellent access for Breast, Acromioplasty, Rotator Cuff Repair, Total Shoulder, and Abdominoplasty procedures. Specially designed for shoulder procedures, the Shoulder Surgery Attachment ensures direct and unrestricted access to the surgical area. The two side sections can be removed to avoid the obstruction of the C-Arm, and the head support can be swung to the left or right.

Shoulder surgery attachment offers superior unobstructed access in the operation (The unique accessory is only available for BenQ's surgical tables).

- Easily removed large cut-out back rest, for excellent surgical access.
- Head support provides fixation of head and neck.
- Adjustable head support height and rotation, to secure patient in position.

- Recommended Accessories :
- Shoulder Surgery Attachment x 1 unit



Dr. Max 7000S series with reverse patient orientation function



Carbon Fiber
Extension Board*



Wide Range
Xray Translucent
Back Section

Adjustable and
Removable Gas Spring
Leg Sections



Build-in
Carbon Fiber
Kidney Bridge*

Backlight Hand
Control



Dr. Max 7000N series

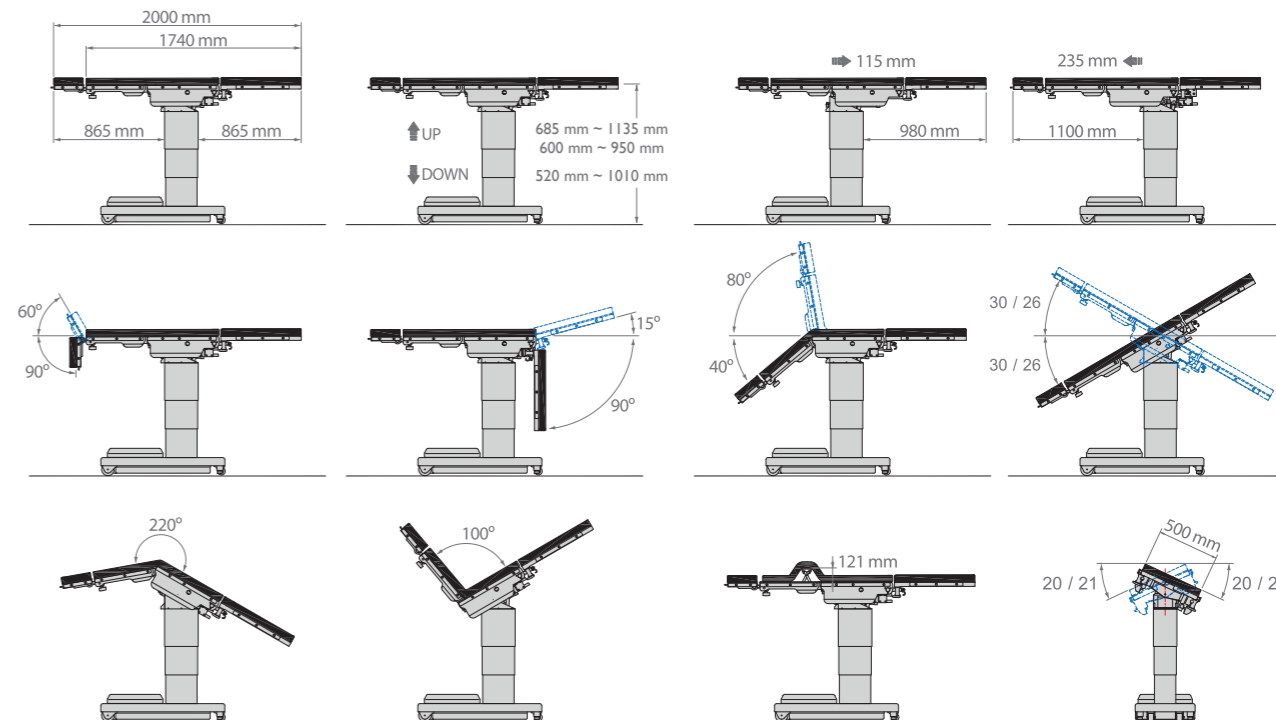


Tabletop 180° Rotation of 7000N

eliminates interference between surgeon and anesthesiologist by rotating patient to the awaiting surgeon and achieves spacious leg room for seated surgeon's optimal comfort.

520mm of Low Tabletop Height Adjustment in 7000N

provides comfortable environment for surgeons in seated operations.



Technical Data

MODEL		Dr. Max 7000S series	Dr. Max 7000N series
Tabletop length(w/head rest)	(mm)	2000	2000
Table width(w/o side rail)	(mm)	500	500
Tabletop height(up/down, w/o pad)	(mm)	685 ~ 1135 / 600 ~ 950*	520 ~ 1010
Trendelenburg/Reverse Trendelenburg		30°/30°	26°/26°
Lateral tilt(L/R)		20°/20°	21°/21°
Flex/Reflex		220°/100°	220°/100°
Head rest(up/down)		60°/90°	60°/90°
Back rest(up/down)		80°/40°	80°/40°
Leg plates(up/down) & horizontal positioning		15°/90° Horizontal 0°~180°	15°/90° Horizontal 0°~180°
Tabletop longitudinal slide(To head, to leg)	(mm)	350	NA
Kidney Bridge	(mm)	121	121
Table Rotation		NA	180°
Max.Weight Capacity	(kg)	360	273
Auto leveling		Yes	Yes

※ Specification is subject to change without prior notice.

* when Dr. Max 7000S series with N* function.

Options	Dr. Max 7000S series	Dr. Max 7000N series
K Built-in Kidney Bridge	●	●
B Built-in Battery	●	●
M Manual Override	●	
D Adjustable and Removable Gas Spring Leg Sections	○	○
R Provision of unobstructed X-Ray imaging during cardiac catheterization that Optioning carbon fiber extension board	●	
N* Table height is 950 mm ~ 600 mm	●	

● means optional functions

○ can only choose one function individual